



District Report Card: 2017


State: Meghalaya	District: East Garo Hills
Class: 8	Subject: Science
Schools: 50	Students: 390


Participation/Coverage


Students

<div>GENDER</div> <div></div>	Boys				Girls			
	Number		%		Number		%	
	202		51.79		188		48.21	

<div>AREA</div> <div></div>	Rural				Urban			
	Number		%		Number		%	
	390		100.00		0		0.00	

<div>CATEGORY</div> <div></div>	SC		ST		OBC		GEN	
	Number	%	Number	%	Number	%	Number	%
	1	0.26	385	98.72	4	1.03	0	0.00

<div>CWSN</div> <div></div>	LD	VI	HI	S&LD	ID	Oth
	0	0	0	0	2	3

<div>Management</div> <div></div>	Government			Government-aided		
	Number		%	Number		%
	195		50.00	195		50.00

Average Performance of Students in Science (%)

Overall	Gender		Area		Management		Social Group			
	Male	Female	Rural	Urban	Govt.	Aided	SC	ST	OBC	GEN
29.01	29.70	28.26	29.01	0.00	32.17	25.85	13.33	29.06	28.33	0.00

Performance on Learning Outcomes (LOs)

Learning Outcomes	Description	Average Performance(%)
SCI703	Classifies materials and organisms based on properties/characteristics	36.21
SCI704	Conducts simple investigation to seek answers to queries	34.75
SCI705	Relates processes and phenomenon with causes	32.20
SCI708	Measures and calculates e.g., temperature; pulse rate; speed of moving objects; time period of a simple pendulum, etc.	20.77
SCI710	Plots and interprets graphs	23.68
SCI711	Constructs models using materials from surroundings and explains their working	22.63
SCI801	Differentiates materials, organism and processes	35.58
SCI804	Relates processes and phenomenon with causes	30.00
SCI805	Explains processes and phenomenon	24.92
SCI807	Measures angles of incidence and reflection, etc.	21.03
SCI811	Applies learning of scientific concepts in day-to-day life	28.79
SCI813	Makes efforts to protect environment	20.00

Range of Performance of Students who Answered Correctly							
Below 30%		30% - 50%		50% - 75%		Above 75%	
Number	%	Number	%	Number	%	Number	%
226	57.95	136	34.87	28	7.18	0	0.00

Lowest Performing Learning Outcomes (LOs)

- 1 - Makes efforts to protect environment (20.00)
- 2 - Measures and calculates e.g., temperature; pulse rate; speed of moving objects; time period of a simple pendulum, etc. (20.77)
- 3 - Measures angles of incidence and reflection, etc. (21.03)
- 4 - Constructs models using materials from surroundings and explains their working (22.63)
- 5 - Plots and interprets graphs (23.68)